










A Lens on Landscape

10 am – 1 pm

SCHEDULE

TIME	ACTIVITY	VISUAL
10:00 am	Welcome to the McMichael <ul style="list-style-type: none"> Meet at the Pine Cottage 	 
10:15 am	We walk to the Gallery. Inside the Gallery: <ul style="list-style-type: none"> We visit the Founders' Lounge to explore the room, look at photos, and learn about the McMichaels. Then we will go into the gallery to look at landscape paintings. When we are finished looking at art, we go outdoors. 	   

11:10 am	<p>Outdoors:</p> <ul style="list-style-type: none"> • We go for a short walk to enjoy and view the natural landscape. • We can take photos of the landscape (with McMichael iPads or our own devices). *weather permitting • When we finish our walk, we go into the Pine Cottage. 	
11:30 am	<p>Inside the Pine Cottage:</p> <ul style="list-style-type: none"> • We have a snack/washroom break 	
11:45 am	<p>We make art.</p> <ul style="list-style-type: none"> • We practice different watercolour techniques using: watercolour paints, brush, and paper for blotting. • Paint your own watercolour landscape picture. <p>These are some samples (just for ideas)</p>	
1:00 pm	<p>Our workshop ends. Thank you for visiting the McMichael!</p>	