















Paint with Texture

10 am – 1 pm

SCHEDULE

TIME	ACTIVITY	VISUAL
10:00 am	Welcome to the McMichael <ul style="list-style-type: none"> Meet at the Pine Cottage 	 
10:15 am	We walk to the Gallery. Inside the Gallery: <ul style="list-style-type: none"> In the lobby we hang up our coats/jackets and store our belongings in the gallery lockers. We visit the Theatre room, to: look at photos, learn about the McMichaels and their artist friends (Group of Seven), and explore an artist's paint box. Then we go into the gallery rooms to look at art. When we are finished looking at art, we get our belongings and go outdoors. 	   

11:15 am	<p>Outdoors:</p> <ul style="list-style-type: none"> • We go for a short walk to explore and enjoy the natural surroundings of the McMichael grounds. • When we finish our walk, we go into the Pine Cottage. 	
11:30 am	<p>Inside the Pine Cottage:</p> <ul style="list-style-type: none"> • We have a snack/washroom break 	
11:45 am	<p>We make art.</p> <ul style="list-style-type: none"> • Together we practice painting techniques using a plastic painting knife and thick acrylic paint. • Then, you paint your own picture using thick acrylic paints, plastic painting knife and salt. • When you are finished your painting, you can make a picture using textured items, you can use crayons on top of paper placed on top of leaves! <p>These are some samples (just for ideas)</p>	     
1:00 pm	<p>Our workshop ends. Thank you for visiting the McMichael!</p>	