





The Shape of Things

10 am – 1 pm

SCHEDULE

TIME	ACTIVITY	VISUAL
10:00 am	Welcome to the McMichael <ul style="list-style-type: none"> Meet at the Pine Cottage 	 
10:15 am	We walk to the Gallery. Inside the Gallery: <ul style="list-style-type: none"> In the lobby we hang up our coats/jackets and store our belongings in the gallery lockers. We learn a bit about the McMichaels, the gallery building and grounds. Then we go into the gallery rooms to look at art. When we are finished looking at art, we get our belongings and go outdoors. 	 

11:10 am	<p>Outdoors:</p> <ul style="list-style-type: none"> • We go for a short walk to enjoy nature and to view some features located on the grounds (as weather and grounds conditions permit). • When we finish our walk, we go into the Pine Cottage. 	  
11:30 am	<p>Inside the Pine Cottage:</p> <ul style="list-style-type: none"> • We have a snack/washroom break 	
11:45 am	<p>We make art.</p> <ol style="list-style-type: none"> 1. Together we: learn some ways to design and make a picture using geometric and organic shapes, and practice techniques for using the art-making materials. 2. Then, make your own 'shape art' picture. (Materials you can use: stencils, markers, pens, paper, scissors, glue.) <p>These are some samples (just for ideas).</p>	    
1:00 pm	<p>Our workshop ends. Thank you for visiting the McMichael!</p>	