

"The Shape of Things"

10 am - 1 pm

SCHEDULE

10:00 **Welcome** to the McMichael.
Meet at the Pine Cottage.




10:15 **We walk to the Gallery.**




Inside the Gallery:

- First, in the lobby we:
- Hang up our coats/jackets and store our belongings in the gallery lockers.
- We learn a bit about the McMichaels, the gallery building and grounds.
- Then we go into the gallery rooms to look at art.
- When we are finished looking at art, we get our belongings and go outdoors.



11:10 Outdoors:

- We go for a short walk to enjoy nature and to view some features located on the grounds (as weather and grounds conditions permit).



- When we finish our walk, we go into the Pine Cottage.




Inside the Pine Cottage:

11:30 We have a snack/washroom break.





11:45 We make art.

1. Together we: learn some ways to design and make a picture using geometric and organic shapes, and practice techniques for using the art-making materials.



2. Then, make your own 'shape art' picture.
(Materials you can use: stencils, markers, pens, paper, scissors, glue.)

These are some samples (just for ideas):



1:00

Our workshop ends.

Thank you for visiting the McMichael!